

HOW TO DRAW a

SHARK


1




2




3



4




5



6


MAKE IT
MEAN!



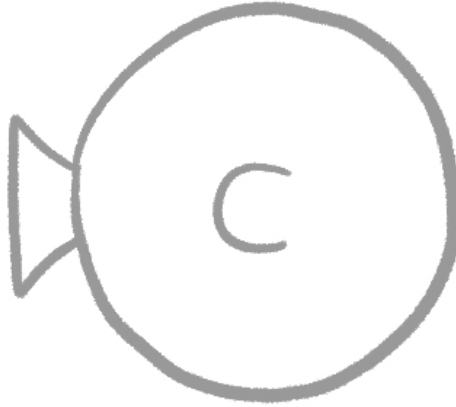
IMPORTANT: THERE IS NO RIGHT OR WRONG WAY TO DRAW ANYTHING. TRY OUT SOME VARIATIONS AND FIND YOUR OWN STYLE!

HOW TO DRAW a BLOWFISH

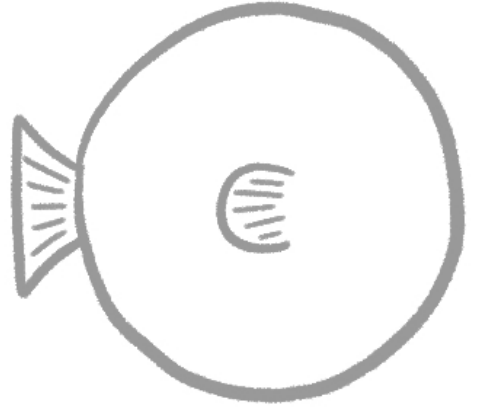
1




2




3




4



5



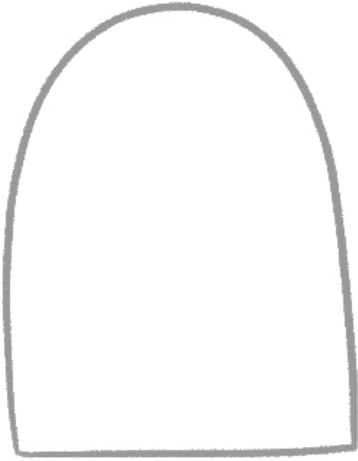
6



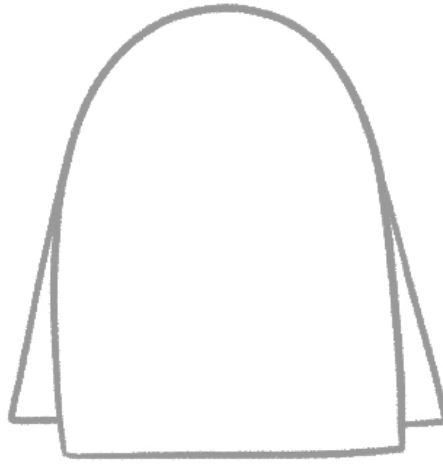
IMPORTANT: THERE IS NO RIGHT OR WRONG WAY TO DRAW ANYTHING. TRY OUT SOME VARIATIONS AND FIND YOUR OWN STYLE!

HOW TO DRAW a PENGUIN


1



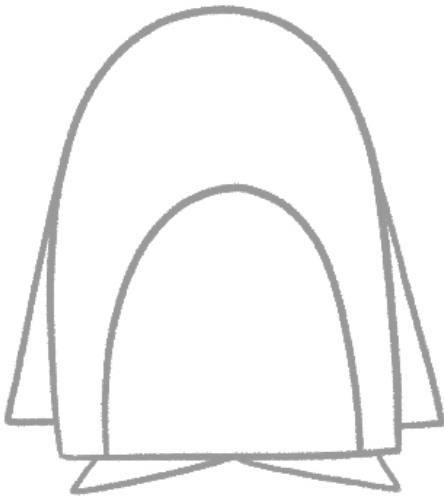
2




3



4



5



6

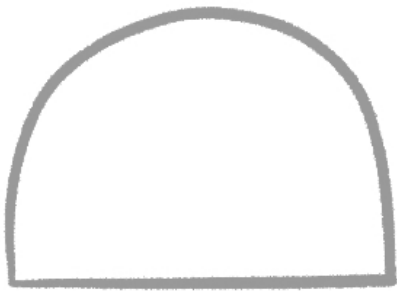


IMPORTANT: THERE IS NO RIGHT OR WRONG WAY TO DRAW ANYTHING. TRY OUT SOME VARIATIONS AND FIND YOUR OWN STYLE!


HOW TO DRAW a




1




2




3



4



5



6

== ZOOM! ==



IMPORTANT: THERE IS NO RIGHT OR WRONG WAY TO DRAW ANYTHING. TRY OUT SOME VARIATIONS AND FIND YOUR OWN STYLE!